

Blueberry fruit paste

Description

A very old method for preserving the flesh of the fruit.

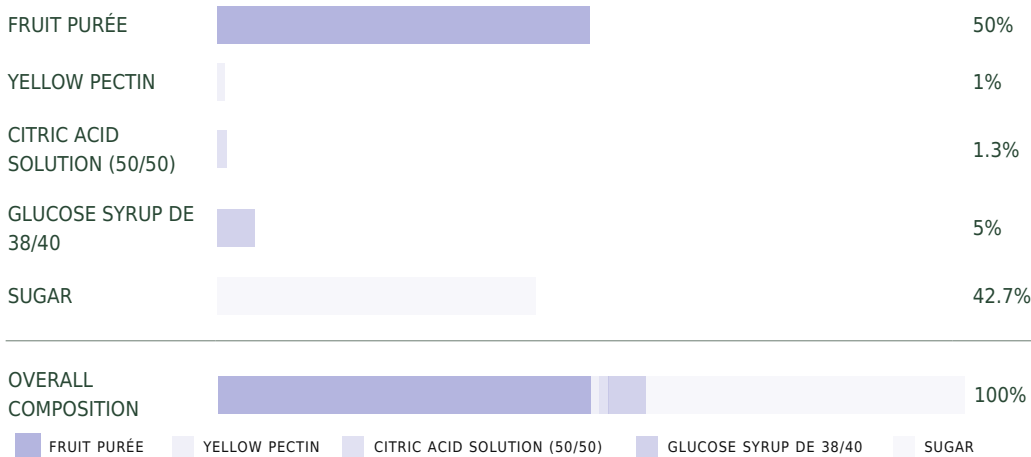
During cooking, water is evaporated and the aromas are concentrated, evolving towards a more jammy and greedy universe.

Checking the cooking process with a refractometer allows the quantity of dry matter and therefore of water remaining in the product to be checked to ensure its preservation and texture.


Suggested uses

- Chocolate-making
- Confectionery

Overall composition




Blueberry fruit paste
VÉGÉTAL



50%

FRUIT PURÉE




47.7%

ADDED SUGAR

Ingredients

Blueberry purée,
Sugar, Glucose
syrup DE 38/40,
Citric acid solution
(50/50), Yellow
pectin



FREEZABLE

Composition	1000 g	100%
Yellow pectin	10 g	1%
Sugar	50 g	5%
Blueberry purée	500 g	50%
Sugar	377 g	37.7%
Glucose syrup DE 38/40	50 g	5%
Citric acid solution (50/50)	13 g	1.3%

Technique

Combine the pectin and the smaller amount of caster sugar, then pour the mixture over the blueberry purée at 40°F (4°C).

Bring to a boil while stirring all the time. Next, sprinkle in the second portion of sugar, bring back to a boil, then add the glucose syrup.

Cook until it reaches 74°Brix, or about 220°F/105°C.

Add the acid solution, mix and then pour out immediately.

Trick

Cool to approx. 75°F (25°C) before measuring with a refractometer, as the temperature can affect the result.



FRUIT PURÉE USED
Wild Blueberry

TASTING TEMPERATURE
Chilled ,
Iced ,
Room temperature

WAYS OF CONSUMING
On site ,
Takeaway

STRENGTHS
Usual process and recipe ,
Plant-based recipe