

# Lemon Ice Cream

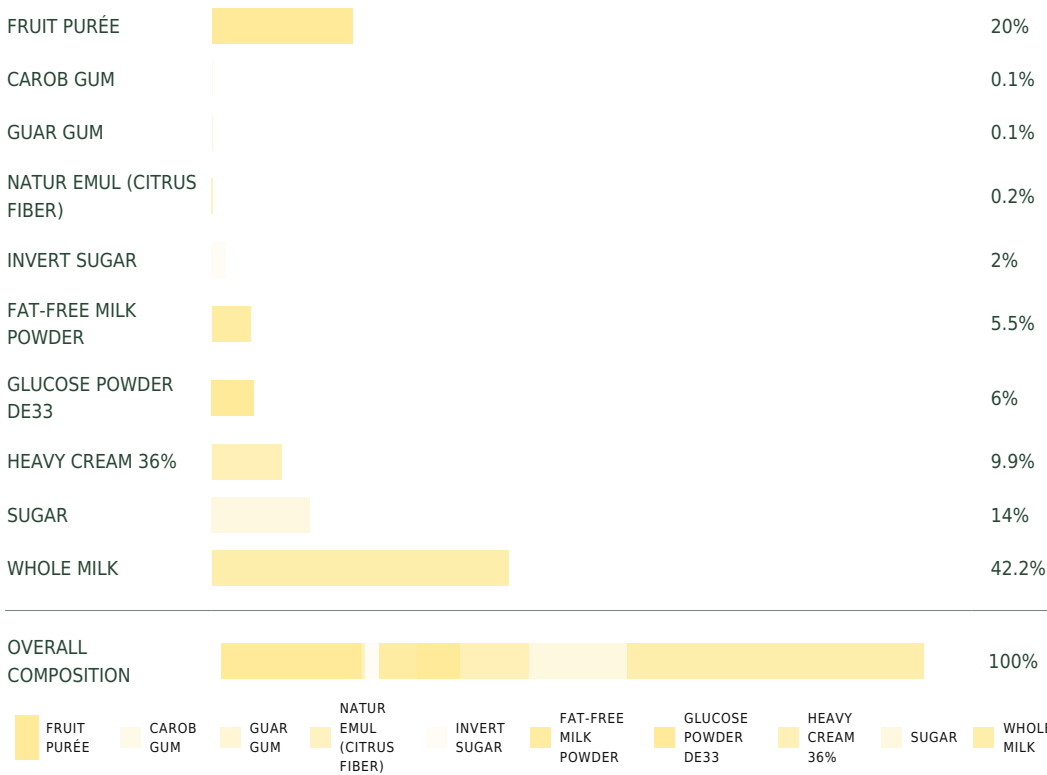
## Description

Fruit ice cream combines sweetness, indulgence, and fruity freshness. Protein joins forces with a minimum of 5% milk fat to create the decadent treat that is ice cream. Fruit is the perfect complement to this delicious, creamy base. Maximum recommended shelf life: 4 months.


### Suggested uses

- Plated desserts
- Ice cream
- Dessert glasses

## Overall composition




**Lemon Ice Cream**



20%

FRUIT PURÉE




22%


ADDED SUGAR

**Ingredients**

Lemon purée, Heavy cream 36%, Whole milk, Sugar, Fat-free milk powder, Powdered glucose DE33, Invert sugar, Natur Emul (citrus fiber), Guar gum, Carob gum



FREEZABLE



147%

EXPANSION WHEN WHIPPED

Composition	1000 g	100%
Whole milk	422 g	42.2%
Fat-free milk powder	55 g	5.5%
Sugar	140 g	14%
Powdered glucose DE33	60 g	6%
Invert sugar	20 g	2%
Guar gum	1 g	0.1%
Carob gum	1 g	0.1%
Natur Emul (citrus fiber)	2 g	0.2%
Lemon purée	200 g	20%
Heavy cream 36%	99 g	9.9%

Expansion when whipped 147%

## Technique

Pour the milk into your cooking pot and start heating. At 80°F (25°C), sprinkle in the milk powder. Combine the sugar, glucose powder, dextrose, carob gum, guar gum, and citrus fiber, then sprinkle over the liquid when it reaches 85°F (30°C). When the mixture reaches 105°F (40°C), stir in the heavy cream, then heat to 185°F (85°C).

Mix with an immersion blender until homogenized, cool to 40°F (4°C), and leave to sit for at least 12 hours.

Add the fruit purée at 40°F (4°C) then mix using an immersion blender. Churn, extract, mold, and freeze, before storing at 0°F (-18°C).



**FRUIT PURÉE USED**  
Femminello Lemon

**TASTING TEMPERATURE**  
Iced -12 -14°C

**WAYS OF CONSUMING**  
On site ,  
Takeaway